



Reproductive Health Care: Concerns and Priorities

— JULY 2024



Methodology

This poll was conducted between June 11-13, 2024 among a sample of 2,201 adults. The interviews were conducted online and the data were weighted to approximate a target sample of adults based on age, gender, race, educational attainment, region, gender by age, and race by educational attainment. Results from the full survey have a margin of error of plus or minus 2 percentage points.

Key Takeaways

1

Reproductive Health Care Is Important: Three-in-four (73%) adults say reproductive rights are an important policy area to them and their family, including half (47%) who say this is a *very important* policy area. The issue is particularly important for women of reproductive age.

2

Reproductive Health Care Access Is a Concern: Just half (51%) of women of reproductive age are confident they could get an abortion if they needed one—most commonly citing abortion laws in their state (42%) and costs (42%) as the biggest barriers.

- The concern goes well beyond abortion access: three-in-five (60%) adults are concerned about access to birth control in the near future.

3

Reproductive Health Policy: Two-thirds (66%) of adults say it is important that Congress pass legislation guaranteeing the right to abortion access in the U.S.

|
CONTENTS

Reproductive Health Care

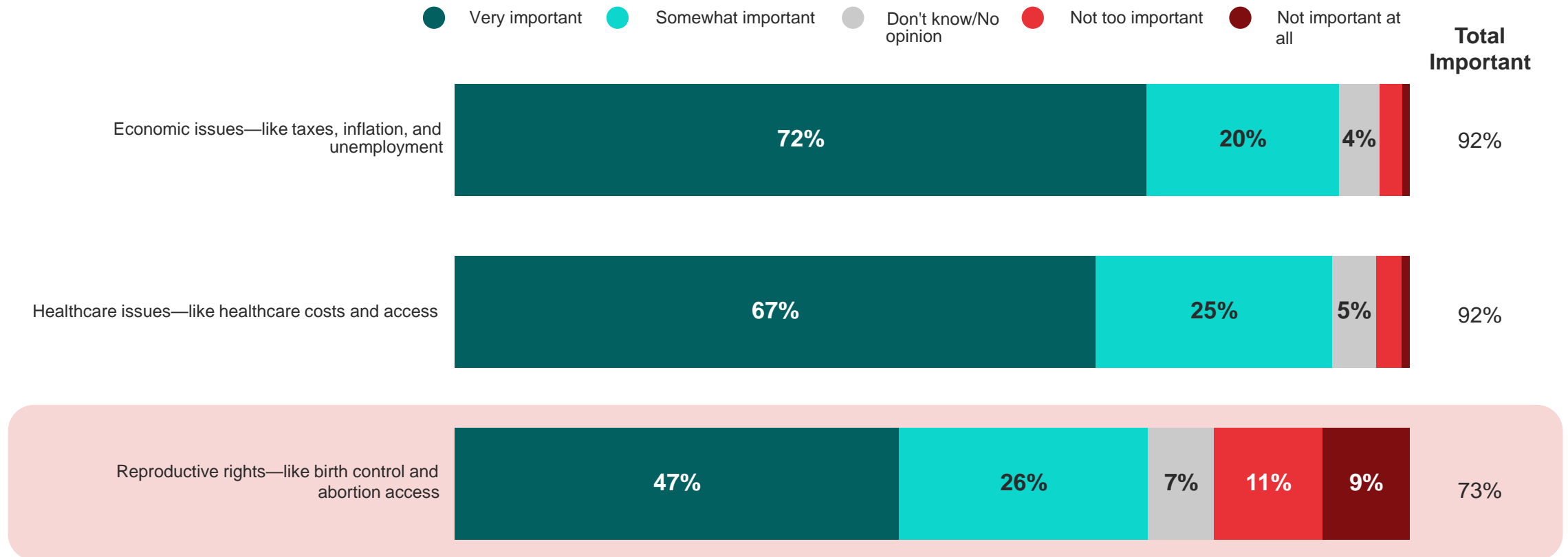
Appendix



REPRODUCTIVE HEALTH CARE

Three-in-four (73%) adults say reproductive rights are an important policy area to them and their family, including half (47%) who say this is a *very important* policy area.

Generally speaking, how important are each of the following policy areas to you and your family?

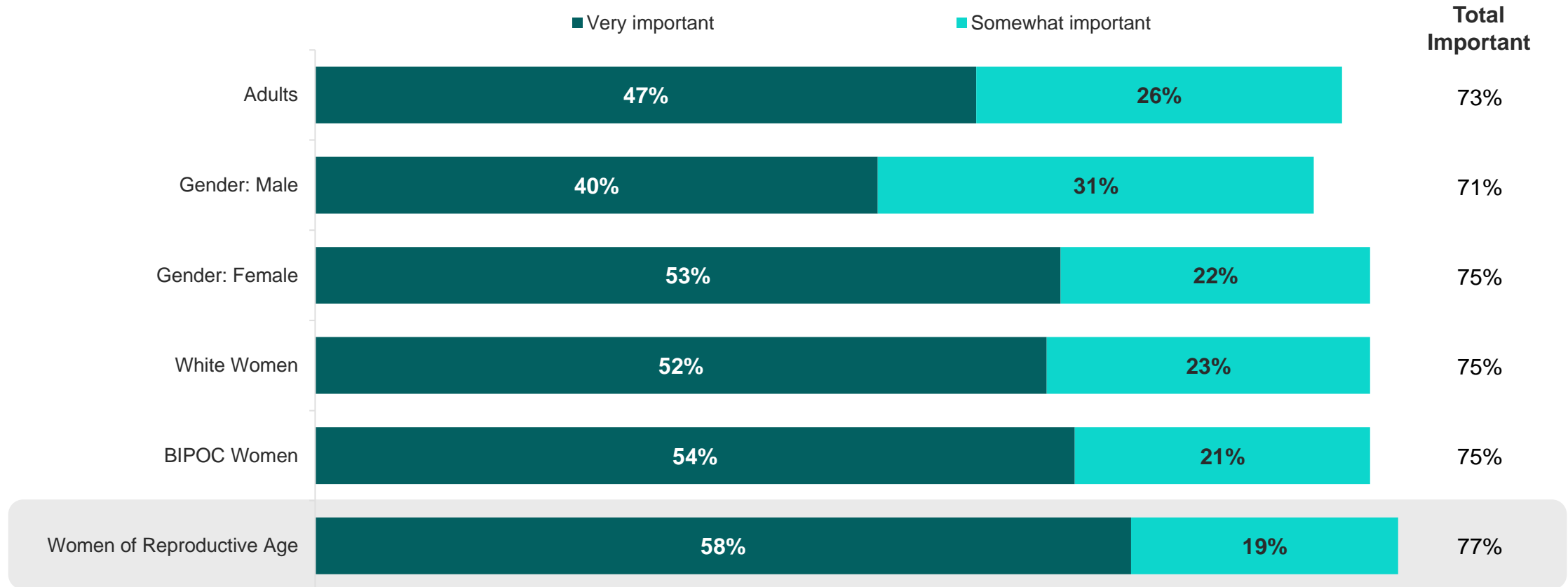


REPRODUCTIVE HEALTH CARE

Among women of reproductive age, three-in-five (58%) say reproductive rights are a *very important* policy area to them and their family.

Generally speaking, how important are each of the following policy areas to you and your family?

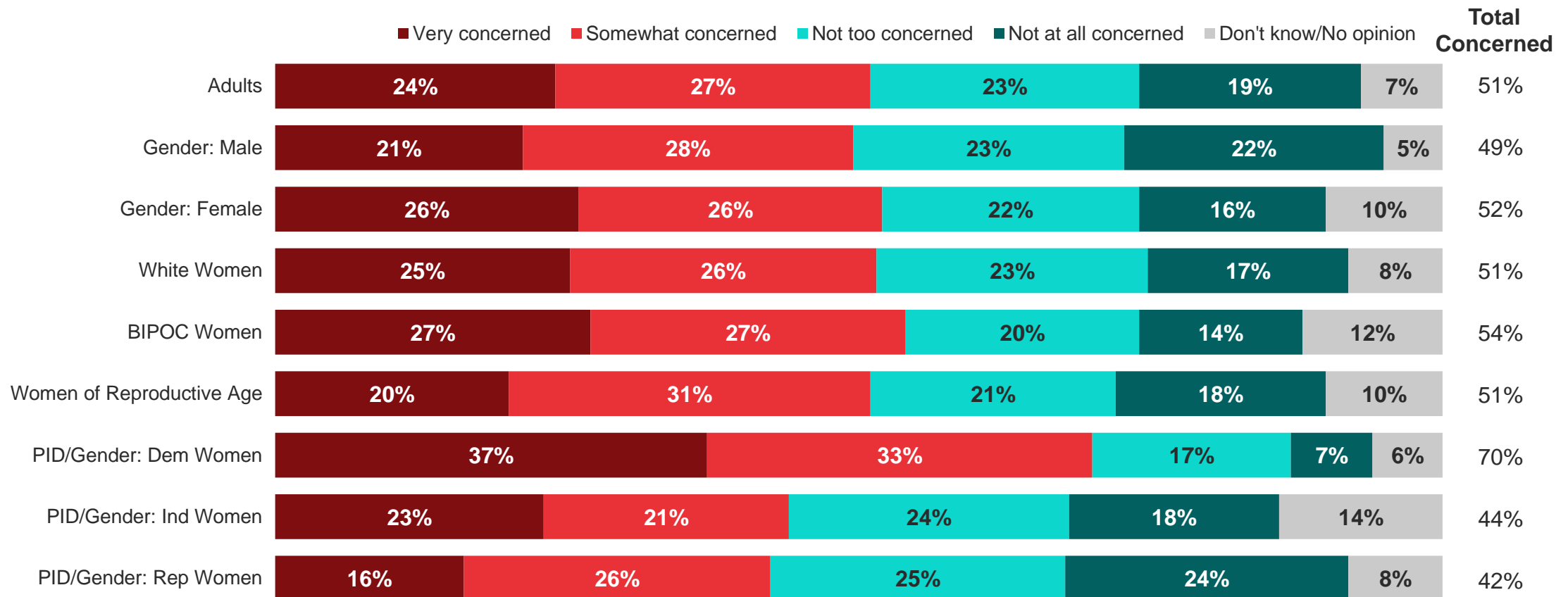
Reproductive rights—like birth control and abortion access



REPRODUCTIVE HEALTH CARE

Similarly, half (51%) of adults who live in a state with protected abortion access are concerned about the future of abortion access in their state.

As you may know, you live in a state that currently has abortion access. How concerned are you, if at all, about the future of abortion access in your state?*

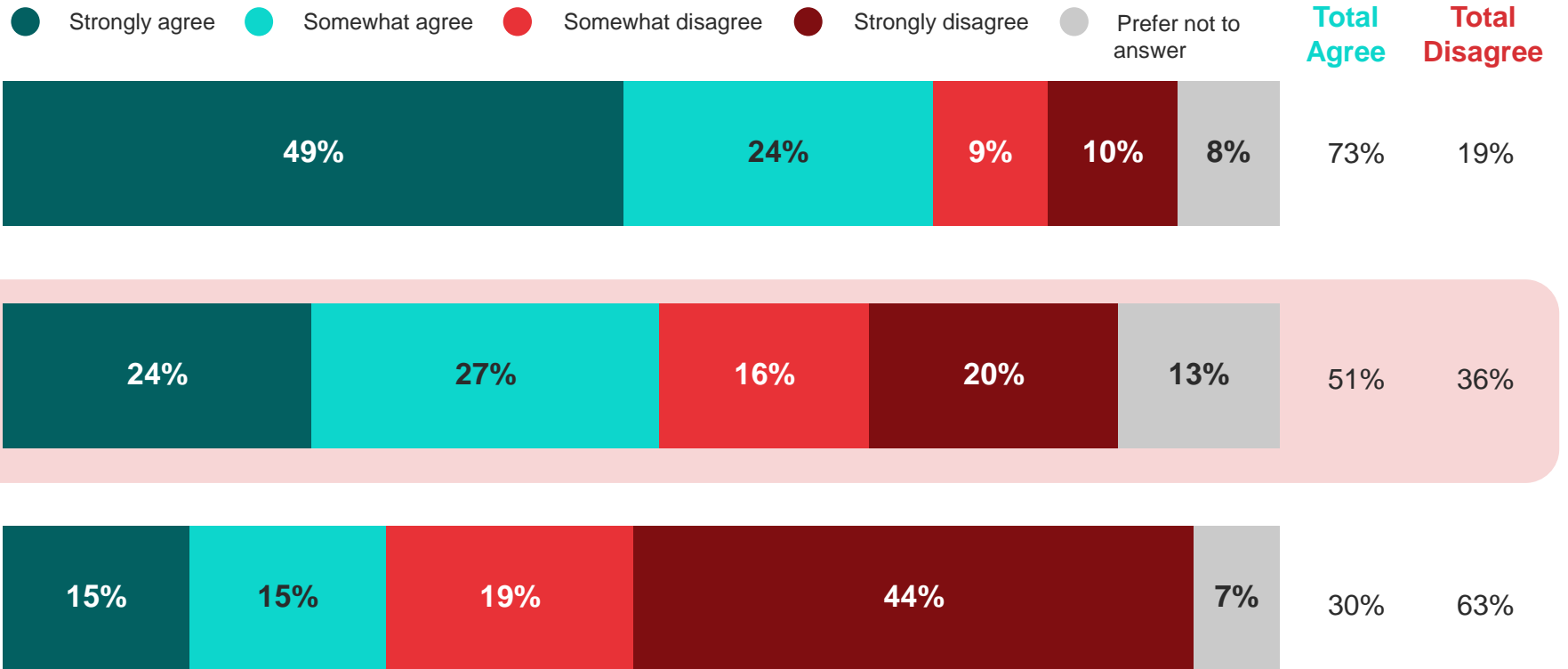


*Among respondents who live in a state with protected abortion access
 n=1,082; MOE: +/- 3%
 Total Concerned = Very + Somewhat concerned

REPRODUCTIVE HEALTH CARE

Just half (51%) of women of reproductive age are confident they could get an abortion if they needed one.

Do you agree or disagree with each of the following statements?



Confidence in being able to get an abortion is **much higher** among women who live in a **state with protected abortion access** (67%).
See appendix slide 17 for additional details.

*Among respondents who identify as women and are of reproductive age (18-45 years old)
n=515; MOE: +/- 4%

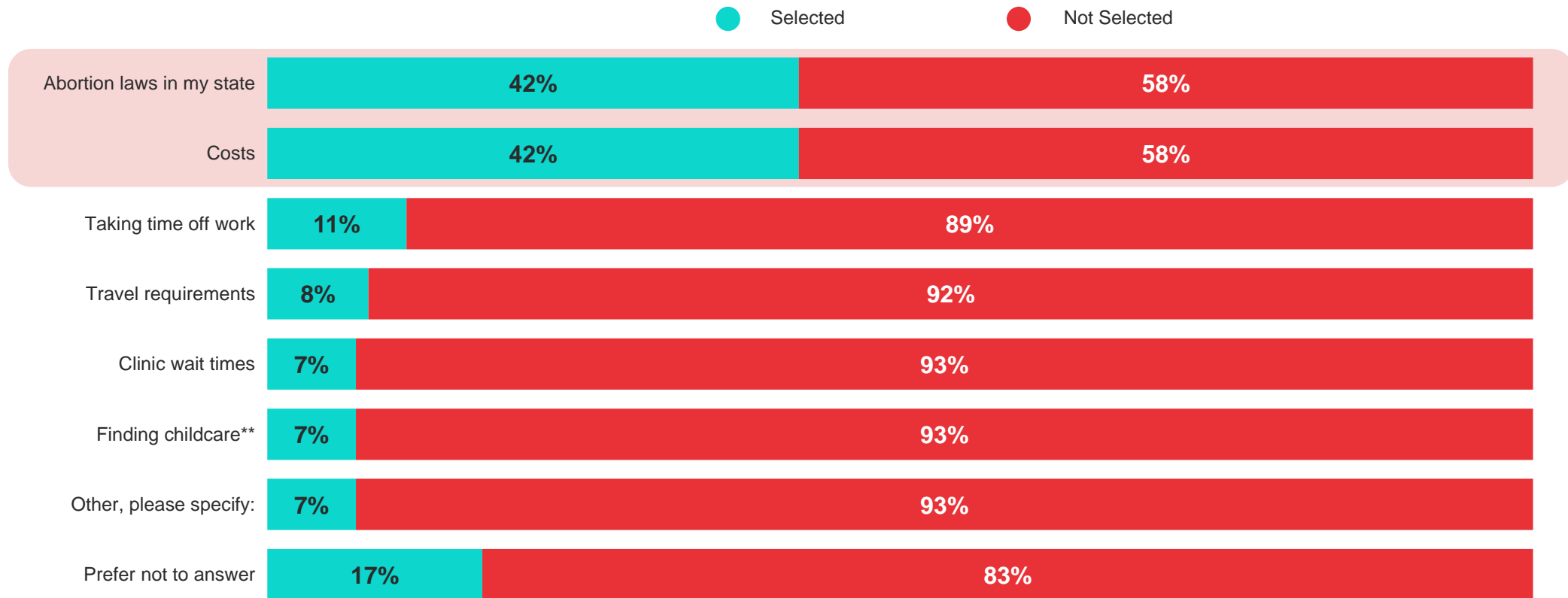
**Among respondents who live in a state with protected abortion access
n=1,082; MOE: +/- 3%

Total Agree = Strongly + Somewhat agree | Total Disagree = Strongly + Somewhat disagree

REPRODUCTIVE HEALTH CARE

Women of reproductive age overwhelmingly say abortion laws in their state (42%) and costs (42%) would be the biggest barriers if they were seeking an abortion.

Suppose you were seeking an abortion. Which of the following, if any, do you think would **most** impact your ability to get one? Select up to two barriers.*



*Among respondents who identify as women and are of reproductive age (18-45 years old)
n=515; MOE: +/- 4%

**Only asked among mothers
n=256; MOE: +/- 6%

REPRODUCTIVE HEALTH CARE

One-in-four (23%) women of reproductive age don't know whether abortion is currently legal in their state, while half (48%) of those who live in a state with abortion access don't know of their nearest abortion clinic.

Women of Reproductive Age (18-45 years old)

23%

don't know whether
abortion is currently
legal in the state where
they live*

48%

don't know of the
nearest abortion clinic to
where they live**

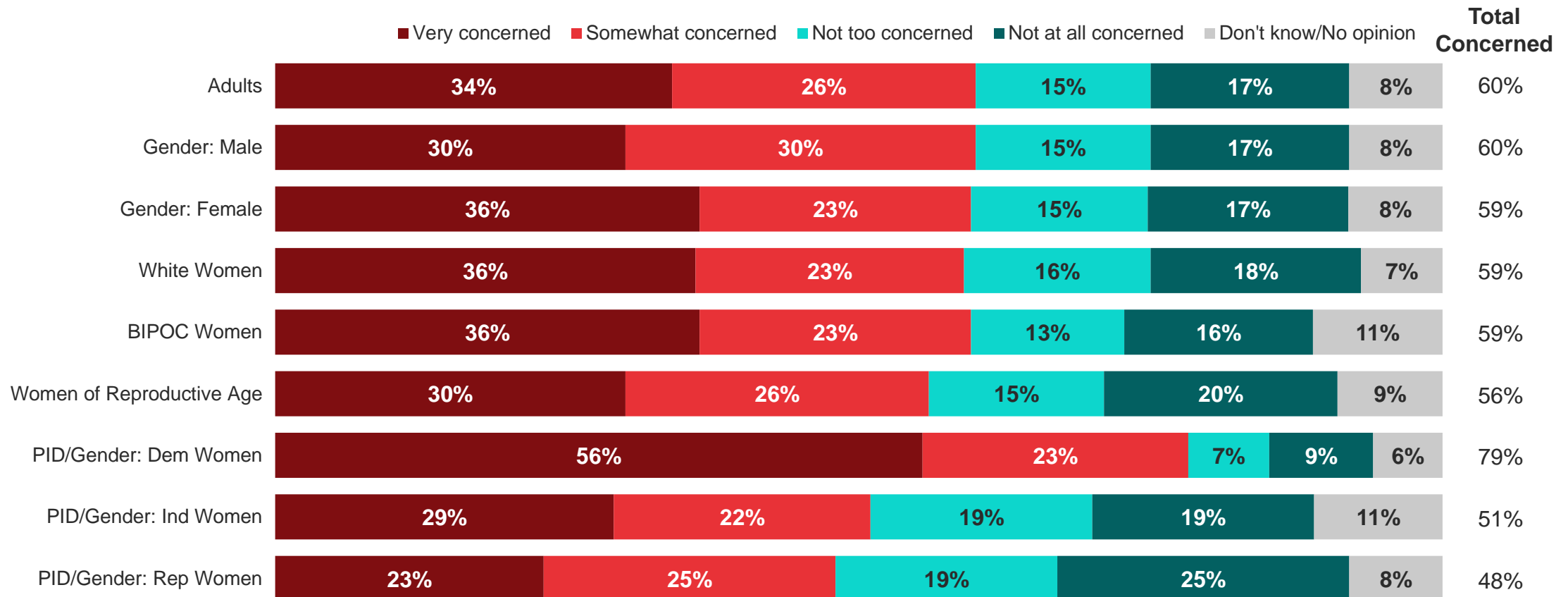
*Among respondents who identify as women and are of reproductive age (18-45 years old)
n=515; MOE: +/- 4%

**Among respondents who live in a state with protected abortion access
n=251; MOE: +/- 6%

REPRODUCTIVE HEALTH CARE

Three-in-five (60%) adults are concerned about access to birth control in the near future—a trend consistent across key demographics.

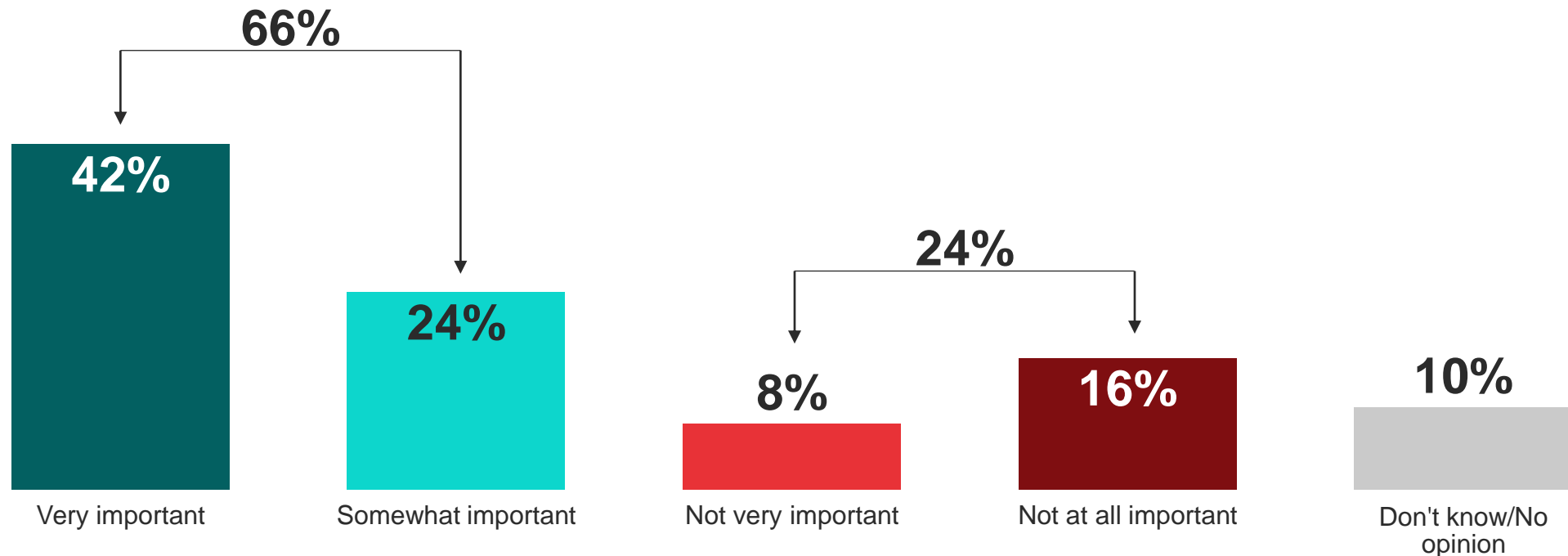
Thinking about recent court rulings, federal and state laws, and other news headlines related to reproductive health laws, how concerned are you, if at all, about access to **birth control** in the near future?



REPRODUCTIVE HEALTH CARE

Two-thirds (66%) of adults say it is important that Congress pass legislation guaranteeing the right to abortion access in the U.S, including 42% who say this is *very important*.

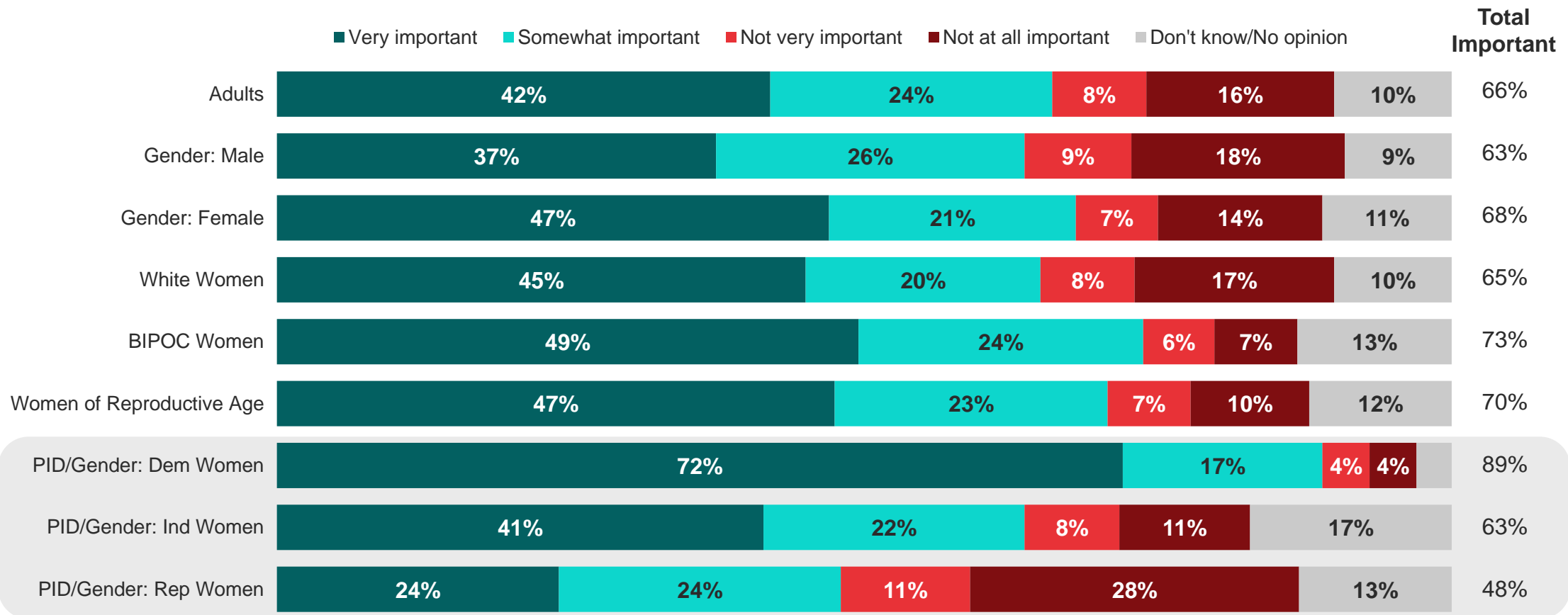
How important is it to you that Congress pass legislation guaranteeing the right to abortion access in the U.S.?



REPRODUCTIVE HEALTH CARE

Across party lines, at least half of women say it is important that Congress pass legislation guaranteeing the right to abortion access in the U.S.

How important is it to you that Congress pass legislation guaranteeing the right to abortion access in the U.S.?



|
CONTENTS

Reproductive Health Care

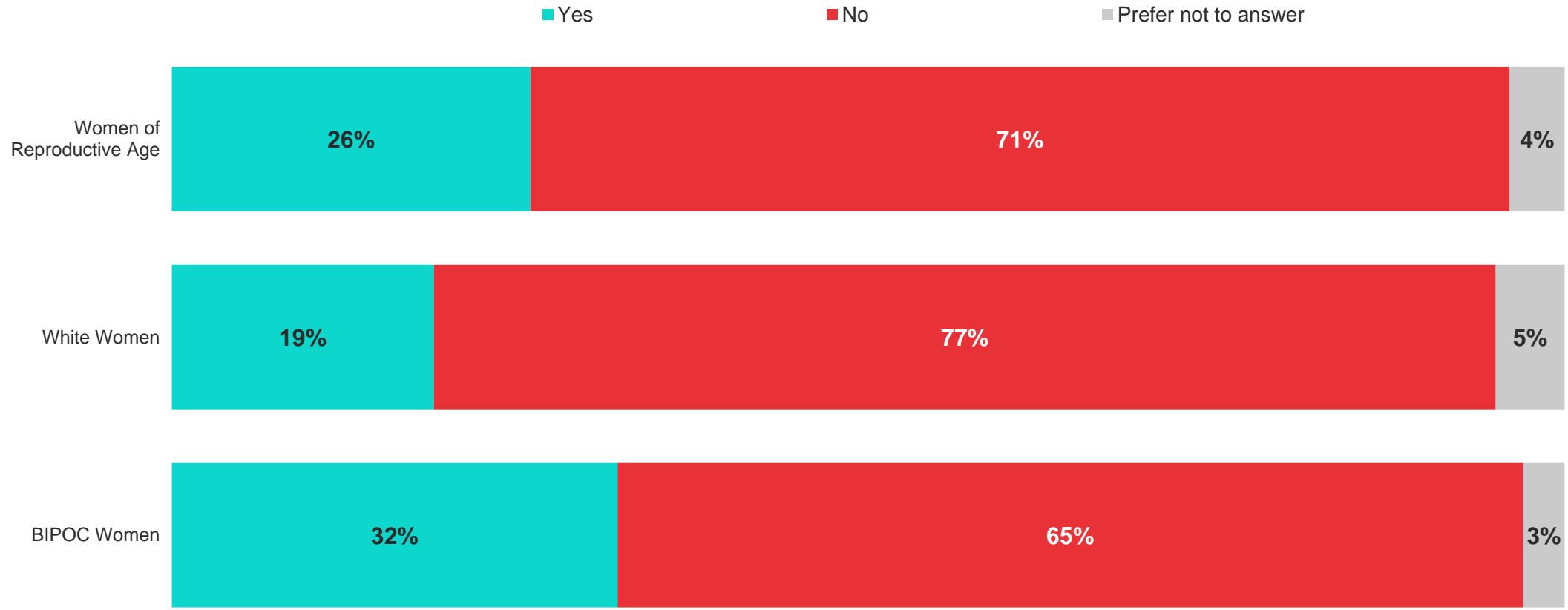
Appendix



APPENDIX

Do you intend to get pregnant within the next two years?

Women of Reproductive Age (18-45 years old)



*Among respondents who identify as women and are of reproductive age (18-45 years old)
n=515; MOE: +/- 4%

APPENDIX

States with protected abortion access*

States	
Alaska	Minnesota
California	Montana
Colorado	Nevada
Connecticut	New Hampshire
Delaware	New Jersey
District of Columbia	New Mexico
Hawaii	New York
Illinois	Ohio
Kansas	Oregon
Maine	Rhode Island
Maryland	Vermont
Massachusetts	Virginia
Michigan	Washington

*Based on data from the Center for Reproductive Rights

APPENDIX

Do you agree or disagree with each of the following statements?

<i>Total Agree</i>	Adults	Gender: Male	Gender: Female	White Women	BIPOC Women	Women of Reproductive Age	Intends Pregnancy: No	Live in State with Protected Abortion Access
I know whether abortion is currently legal in the state where I live	73%	75%	71%	72%	68%	67%	65%	74%
If I needed an abortion, I am confident I could get one*	51%	--	51%	49%	54%	51%	49%	67%
I know of the nearest abortion clinic to where I live**	30%	27%	33%	28%	41%	43%	38%	30%

*Among respondents who identify as women and are of reproductive age (18-45 years old)
n=515; MOE: +/- 4%

**Among respondents who live in a state with protected abortion access
n=1,082; MOE: +/- 3%

Total Agree = Strongly + Somewhat agree

